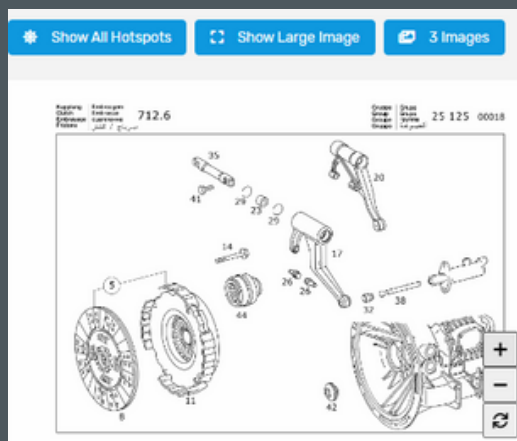
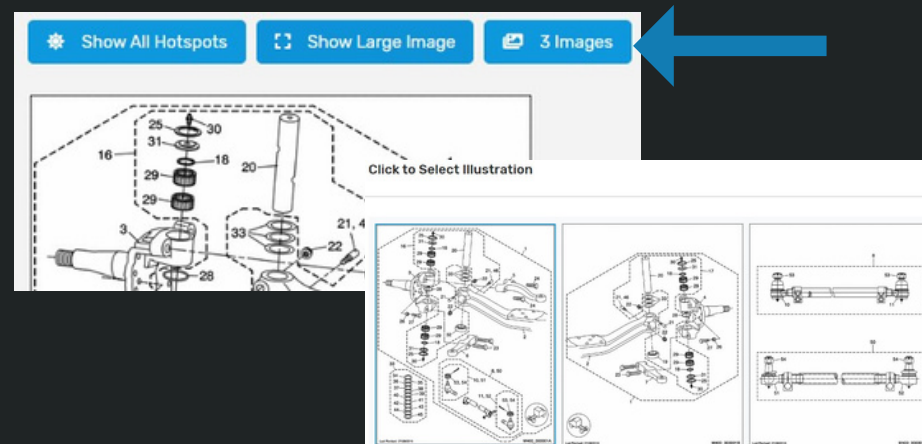


BOM Zoom Tool



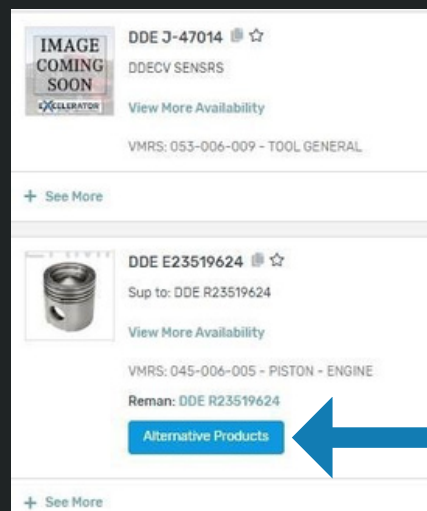
Increase image visibility through zoom features to BOMs. Hover over the BOM with your mouse and you will see the zoom icons enabling the feature.

BOM Multiple Images



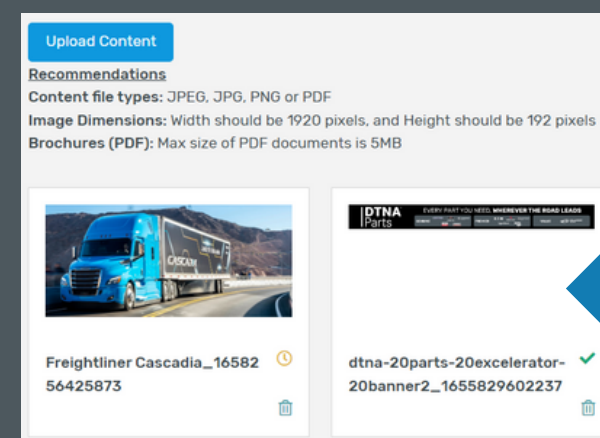
Directly above the BOM you can now see how many images are available. Click this button to display all of the possible illustrations.

Alternative Products



The alternative products link will only appear if a part truly has alternative products available. Previously, this link showed for all parts on the site.

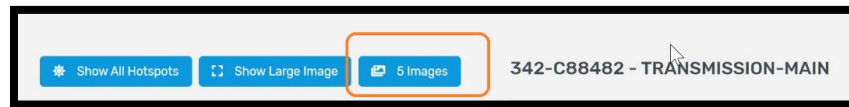
Content Image Preview



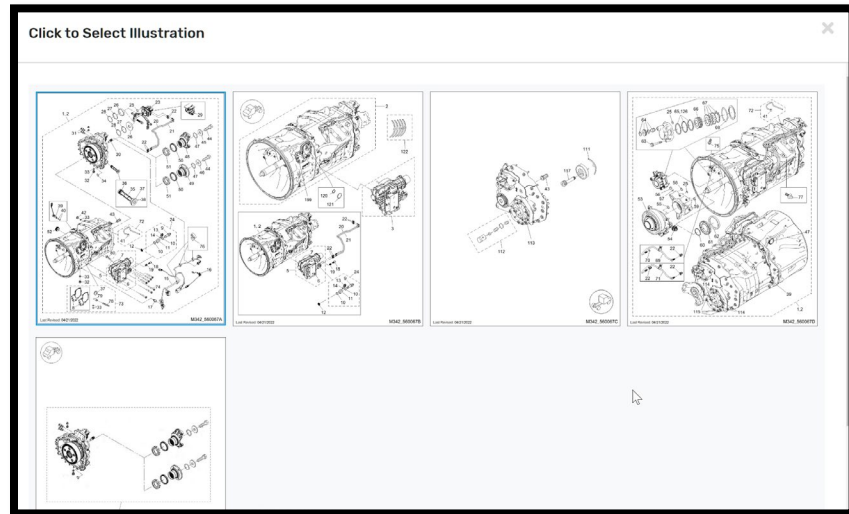
When you upload a file under My Content, you will now have a thumbnail preview of the file to keep everything organized and easily accessible.

For additional details, please reference the New Improvements tab under Messages & Library on exceleratorparts.com as well as these [training videos](#).

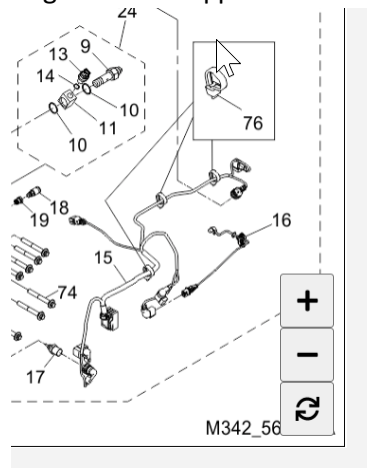
1. New improvements for BOM Illustrations searching and viewing
 - a. No longer scrolling left or right for multiple illustrations
 - b. Button with illustration counts to display list and Select



- i.
 - c. Click button (X Count of) Images to display modal



- i.
 - d. Zooming and viewing illustrations
 - i. While mouse is hovering over illustration
 1. You can use Mouse wheel to zoom in or out
 2. Or lower right buttons appear to zoom in, zoom out, and reset illustration size

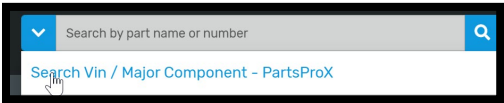


a.

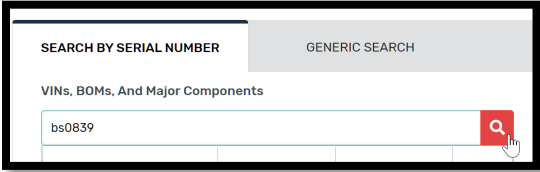
FAQ's

2. How or where do I find my Horsepower in Exclerator PartsProX?

- a. Look up Vin in VIN Search Modal



- b.




- c.

- d. Click the Blue error under BOM Columns

Type	ID	Manufacturer	Build Date	BOMs
VIN	1FUJGLD50DLBS0839	FTL	2012-09-25	

- i.

- e. Look up BOM ID 101-xxxx (usually top of list) Description contains HP and Foot-pounds.

[1FUJGLD50DLBS0839](#) 

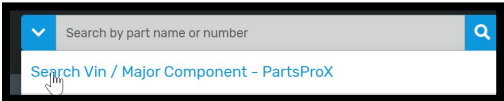
Bill Of Materials

Search for value 

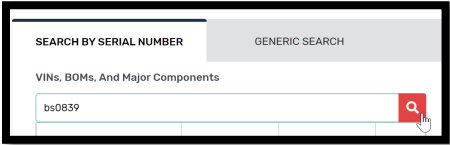
Id	Description	Module	Design Group
101-A41472	DDE 1015 EVO 455HP 1-30/1750LB	ENGINE	ENGINE

- 1.

3. How or where do I look up and find Commodity descriptions?




- a.



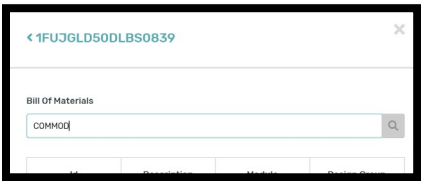
- b.

- c. Click the Blue error under BOM Columns

Type	ID	Manufacturer	Build Date	BOMs
VIN	1FUJGLD50DLBS0839	FTL	2012-09-25	

- i.

- d. Filter BOMs for COMMOD



- i.

e. Check Description of BOM for Commodity descriptions

< 1FUJGLD50DLBS0839

Bill Of Materials

COMMOD

Id	Description	Module	Design Group
S67-00010-413	HARN,DASH,P3,13	COMMODITY HARNESS (SCO AFTMRKT)	COMMODITY HARNESS
S69-00000-266	HARN,OVERHEAD,P3,10	COMMODITY HARNESS (SCO AFTMRKT)	COMMODITY HARNESS
S70-00004-188	HARN,FLOOR,P3,10	COMMODITY HARNESS (SCO AFTMRKT)	COMMODITY HARNESS
S80-00000-850	HARN,ENGINE,P3,13	COMMODITY HARNESS (SCO AFTMRKT)	COMMODITY HARNESS
S81-00006-213	HARN,CHASSIS,P3,13	COMMODITY HARNESS (SCO AFTMRKT)	COMMODITY HARNESS

<< 1 2 >>

*When accessing a bill of material without specifying a vehicle serial number, it may not accurately reflect the vehicle specification bill of material.

i.

4. How do I search for BOMs by Module number or Description on VLP

1 Part Search BOM Search

2 23

3 232 - ADDITIONAL FUEL (232-C04212)

234 - MUFFLER/DPF ATD (234-C11702)

235 - MUFFLER/DPF ATD MOUNTING (235-C11706)

236 - EXH PIPING-ENG TO MUF/DPF ATD (236-C51402)

237 - EXH PIPING-MUF/ATD TO OUTLET (237-C52273)

4 Show more

Number: 839 Make: FTL Base Model: CA125SLP

11/2013

Rear Axle 2.62

Ratio

a.

1. Click BOM Search Button so it turns RED
2. Start typing out Module number and wait just a second to display
3. Select BOM to display
4. Or if there are more than 5 results click **Show More**