







## EXHAUST AFTERTREATMENT SYSTEM INFORMATION

INDICATOR LAMP(S)	 (Solid) <b>Level 1</b>	 (Flashing) <b>Level 2</b>	 (Flashing) CHECK <b>Level 3</b>	 (Flashing) CHECK STOP <b>Level 4</b>	 <b>WARNING</b> 
Engine Indicator Lamp Message(s)	Filter Regeneration Recommended	Filter Regeneration Necessary	Parked Regeneration Required – Engine Derate	Parked Regeneration Required – Engine Shut Down	HEST (High Exhaust System Temperature)
Diesel Particulate Filter Condition	Filter is reaching capacity.	Filter is now reaching maximum capacity.	Filter has reached maximum capacity.	Filter has exceeded maximum capacity.	Exhaust Components and exhaust gas are operating at high temperature. When stationary, keep away from people and flammable materials, vapors, or structures.
Required Action	Bring vehicle to highway speeds to allow for an Automatic Regeneration or perform a Parked Regeneration.	To avoid engine derate bring vehicle to highway speeds to allow for an Automatic Regeneration or perform a Parked Regeneration as soon as possible.	Vehicle must be parked and a Parked Regeneration must be performed – engine will begin derate.	Vehicle must be parked and a Parked Regeneration or Service Regeneration must be performed. Check engine operator's manual for details –engine will shut down.	
<b>For a driver Parked Regeneration there must be a dash mounted Regeneration Switch.</b>					

**See Operator's Manual for complete Regeneration Instructions.**

24-01583-000

4" X 8"