









NOTIFICATION AND DESCRIPTION		DRIVER ACTION
	Check Engine Lamp (CEL or AWL) · Engine controls, aftertreatment control system and/or component issues exist.	Vehicle can be driven to end of shift. Call for service.
	High Exhaust System Temperature Lamp (HEST) · Solid: Parked regeneration in process. Potential for high exhaust temperature when vehicle is at low speed or parked. · Flashing: Parked regeneration in process. System is elevating temperature.	No change in driving style. When parked, keep vehicle at safe distance from people, flammable materials and vapors.
	Malfunction Indicator Lamp (MIL) · There is a potential problem with the emission control system or components. · May illuminate at same time as the Check Engine Lamp. · Driving for a prolonged period with the MIL on can cause damage to engine and/or aftertreatment system and degrade performance.	Vehicle can be driven to end of shift. If the MIL remains on after 3 drive cycles, call for service.
	DPF Regeneration Lamp · Solid: Parked regeneration may be needed. · Flashing: Parked regeneration is required as soon as possible. Diesel Particulate Filter reaching system limits.	Perform a parked regen OR bring vehicle to highway speeds to enable automatic regeneration of the filter.
	Stop Engine Lamp (SEL) · Will illuminate when the problem is serious enough to reduce power or speed. · Engine power will ramp down, then the engine will shut down if the problem continues. · Driver display screen shows a warning message when engine is in SHUTDOWN mode. Time remaining before shutdown is displayed.	Driver has 30 to 60 seconds to move the vehicle safely off the road. If it cannot be done within that time, turn the ignition switch to OFF for at least 5 seconds, then restart the engine.
	Water in Fuel Lamp (WIF) · Water level is too high and must be drained from the fuel system.	Engine water separator must be drained or an engine derate will occur.

DDC-SVC-OTH-0085 Specifications are subject to change without notice. Detroit Diesel Corporation is registered to ISO 9001:2008. Copyright © Detroit Diesel Corporation. All rights reserved. Detroit™ is a brand of Detroit Diesel Corporation a Daimler company. 2017

FUEL AND DIESEL EXHAUST FLUID (DEF) GAGE




Fuel/DEF Gauge
 Diesel fuel and DEF levels are measured in a dual-purpose gauge.

1. Fuel Gauge Pointer (white)
2. DEF Gauge Pointer (blue)
3. Low Fuel Level Warning Lamp
4. Low DEF Level Warning Lamp

· The low DEF Level warning lamp illuminates amber when the DEF level drops below 1/8th of capacity.

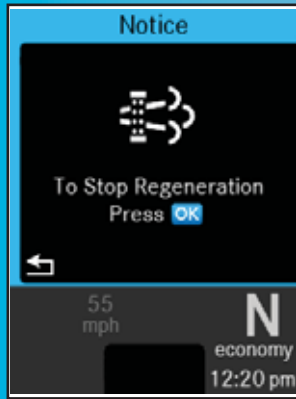
- Progressive warning messages will be illuminated on display.
- In the empty and ignored state, vehicle speed will be limited to 5 mph until DEF is detected in the tank.
- Using improper fluid will trigger a decrease in engine performance.

DEF LEVEL	WARNING
	Empty  · DEF Light Flashing · MIL On · Vehicle Speed Limited to 55 mph · Engine Derated
	Empty and Ignored  · DEF Light Flashing · MIL On · SEL On · Vehicle Speed Limited to 5 mph · Engine Derated

REGEN OPERATION

When operating conditions allow, an active or passive regeneration will occur.

If operating conditions do not allow for active or passive regen, the vehicle may require a driver-activated parked regen.


















Parked regen can be initiated by selecting **OK** when the driver message center displays "Parked Regen Required." or "Parked Regen Available."

Parked regen can be stopped by selecting **OK** while the regen is in progress.

The parked regeneration may take up to 45 minutes.

A parked regen may be allowed when the DPF lamp is illuminated.

DPF STATUS MESSAGES

DPF STATUS BAR	60 - 70% Yellow	70 - 80% Yellow	80 - 90% Red	90 - 100% Red
MESSAGE	 	 	 	 
ACTION	Operating Conditions will now allow an active or passive regeneration OR bring vehicle to highway speeds to enable Automatic Regeneration of the filter.	Perform a parked regeneration OR bring vehicle to highway speeds to enable Automatic Regeneration of the filter.	A parked regeneration must be performed. If the parked regeneration exits and the lamps remain on, repeat the parked regeneration. If the second attempt fails, call for service.	A parked regeneration must be performed. If the parked regeneration exits and the lamps remain on, repeat the parked regeneration. If the second attempt fails, call for service. Note: Engine can be restarted but a parked regeneration must be initiated within 30 seconds or the engine will shut down.
LAMP	 DPF Solid Yellow	 DPF Flashing Yellow	 DPF Flashing Yellow  CEL Solid Yellow	 DPF Flashing Yellow  CEL Solid Yellow  SEL Solid Red