



Tech Service Suite (TSS) Webinar Session 2

Service Diagnostics & Tools

3/26/2025

DAIMLER TRUCK
North America



Agenda

- 1 DiagnosticLink and Eaton Service Ranger License Renewal
- 2 Cummins INSITE License Instructions
- 3 WABCO Toolbox Plus License Instructions
- 4 TSS Invoices
- 5 Q&A

DiagnosticLink & Eaton Service Ranger License Renewal

3/26/2025

Keith Criswell / Venkateshwar Sinha

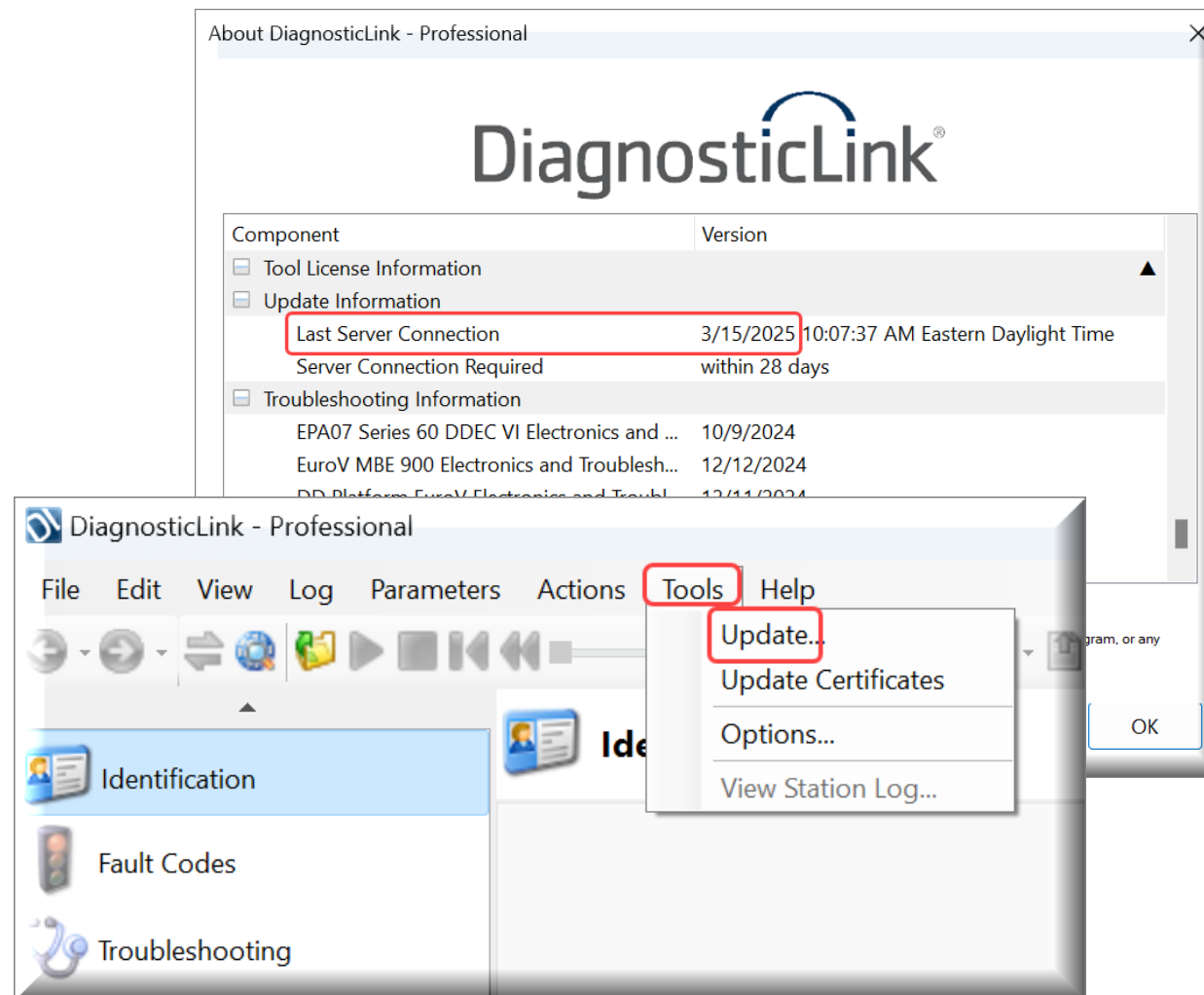
DiagnosticLink License Renewal

The existing licenses for DiagnosticLink Professional were extended to April 1, 2026.

To view the license details:

1. Open DiagnosticLink.
2. Click **Tools** and **Updates**.
3. Enter login credentials when prompted.
4. Click **Help** and **About**.

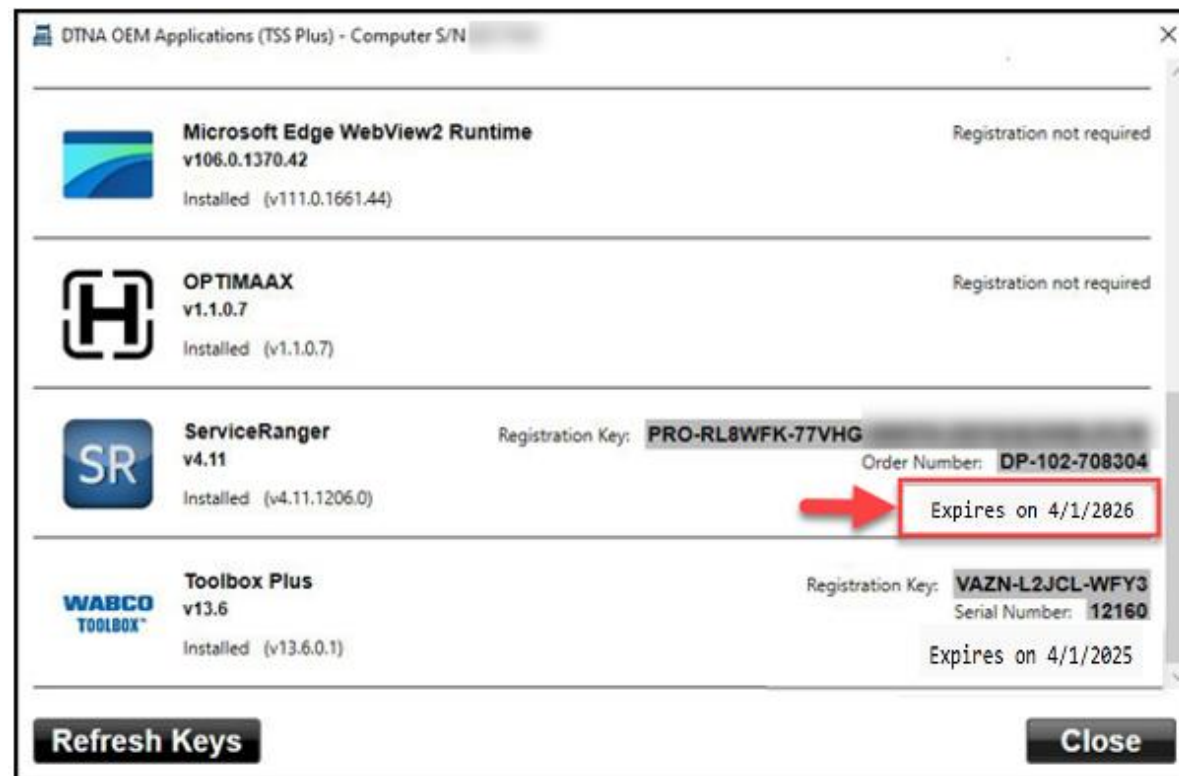
The Tool License Information section will display the license expiration date.



ServiceRanger License Renewal

The existing licenses for Eaton ServiceRanger were extended to April 1, 2026. The new licenses will be available to TSS users by Tuesday, April 1, 2025.

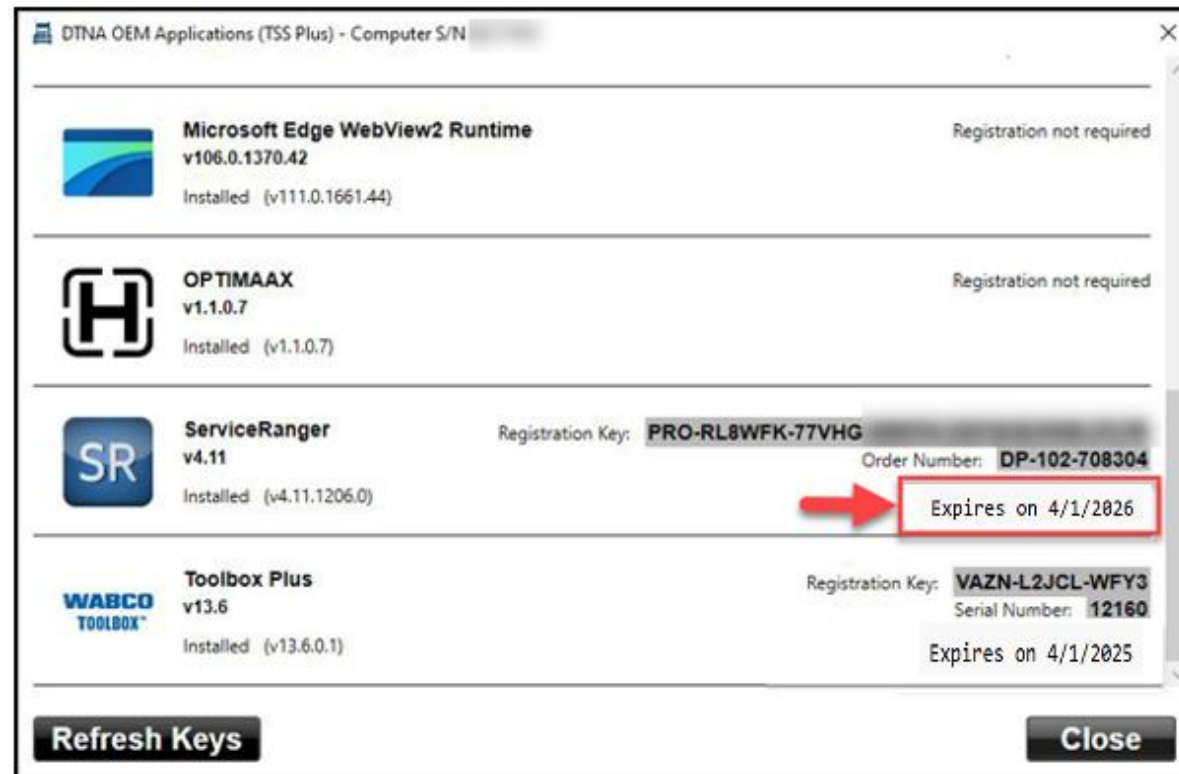
1. Open TSS.
2. Go to DTNA Apps.
3. Click **Refresh Keys**.
4. Enter login credentials when prompted. The “**Expires on**” date as well as the “**Get Key**” option will be refreshed where applicable.



DiagnosticLink and ServiceRanger Renewals

Existing licenses for DiagnosticLink and Eaton Service Ranger were extended to April 1, 2026.

1. Open TSS.
2. Go to DTNA Apps.
3. Click **Refresh Keys**.
4. Enter login credentials when prompted. The **“Expires on”** date as well as the **“Get Key”** option will be refreshed where applicable.





Cummins INSITE License Instructions

3/26/2025

Keith Criswell / Uchenna F Ugeh

DAIMLER TRUCK
North America



Cummins INSITE License Instructions



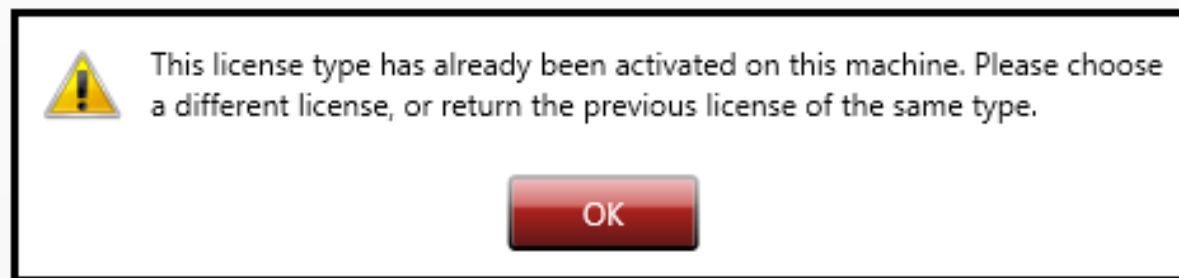
- Roll out plan:
 - Cummins will test the new batch of licenses by Tuesday, March 25, 2025. **Done**
 - As part of the field testing, a few dealers will test the INSITE keys from the 2025-2026 batch of new licenses. **Done**

LICENSE START DATE	LICENSE END DATE	PILOT TESTER	LOCATION	STATUS
4/1/2025	4/1/2026	Robert Doucet	Tag/Lonestar	Key tested fine after exporting the old keys
4/1/2025	4/1/2026	Robert Doucet	Tag/Lonestar	Key tested fine after exporting the old keys
4/1/2025	4/1/2026	Matt Silverman	Campbell FTL	Key tested fine after exporting the old keys
4/1/2025	4/1/2026	Steve Spihlman	TCI	Key tested fine after exporting the old keys
4/1/2025	4/1/2026	Steve Spihlman	TCI	Key tested fine after exporting the old keys
4/1/2025	4/1/2026	Rich Everton	Gordan Truck Center	Key tested fine after exporting the old keys

- The new INSITE licenses will be added to TSS pool and distributed by Tuesday, April 1, 2025.

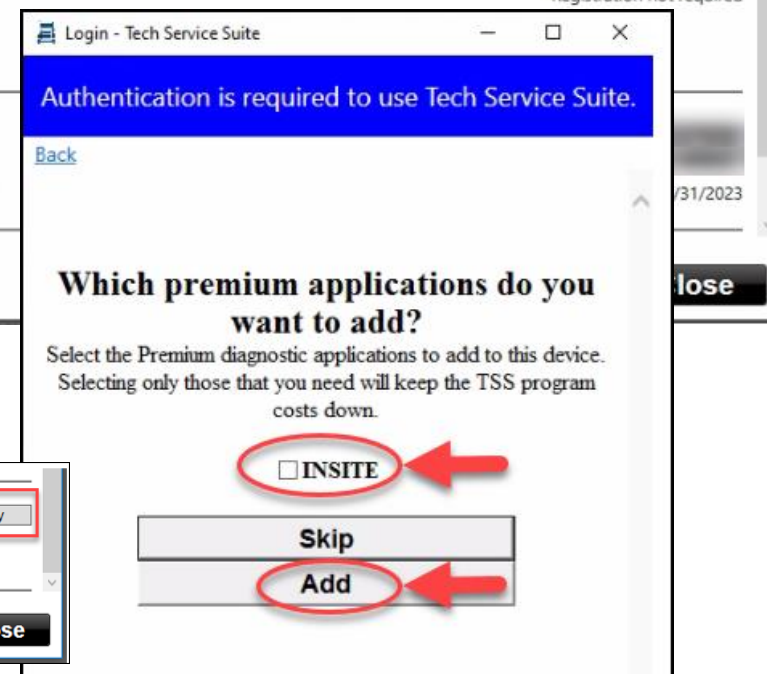

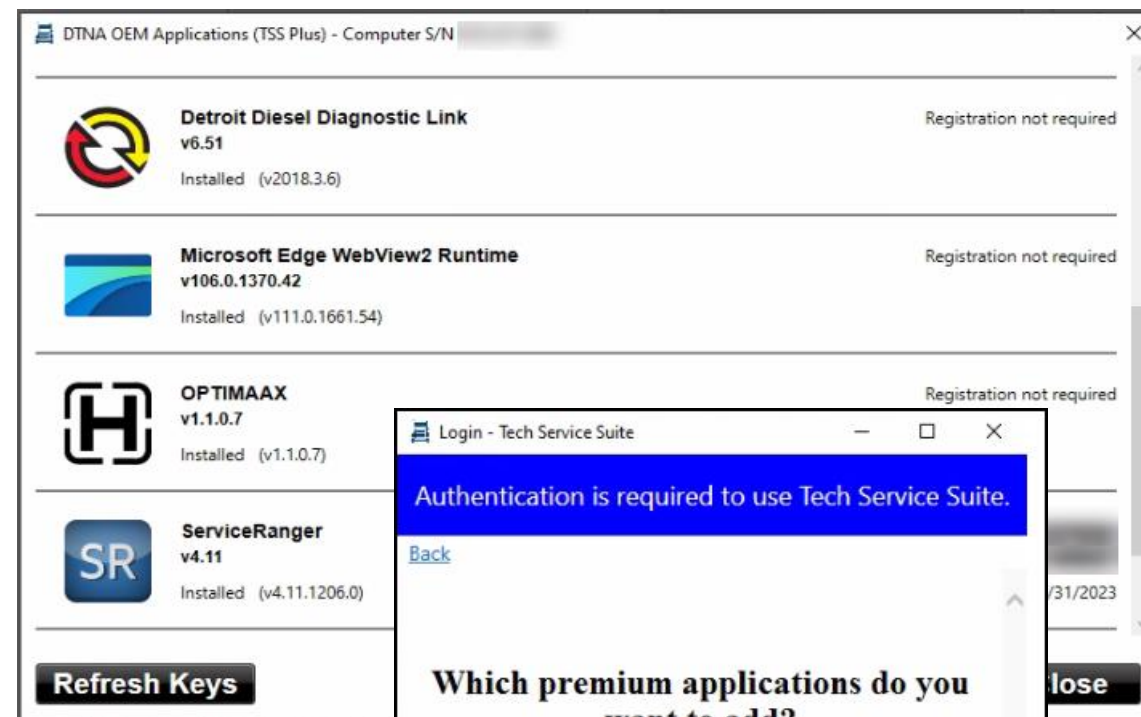
Cummins INSITE License Instructions (cont.)

- If attempting to install the new licenses before the existing license expiration date April 1, 2025, the message will be displayed.
- To mitigate, first download and install the latest LCT v4.1.1 or later.
- Next, use the Export feature to remove the existing license first, then install the new keys.



Cummins INSITE License Instructions (cont.)

- Existing licenses for Cummins INSITE will expire on 4/1/25.
- To get a new license for Cummins INSITE, follow the steps below:
 1. Open TSS.
 2. Go to DTNA Apps.
 3. Click **Refresh Keys**.
 4. When asked which premium application do you want to add, check the box for INSITE and click **Add**.
 5. Use the **Get Key** function.





WABCO Toolbox Plus License Instructions

3/26/2025

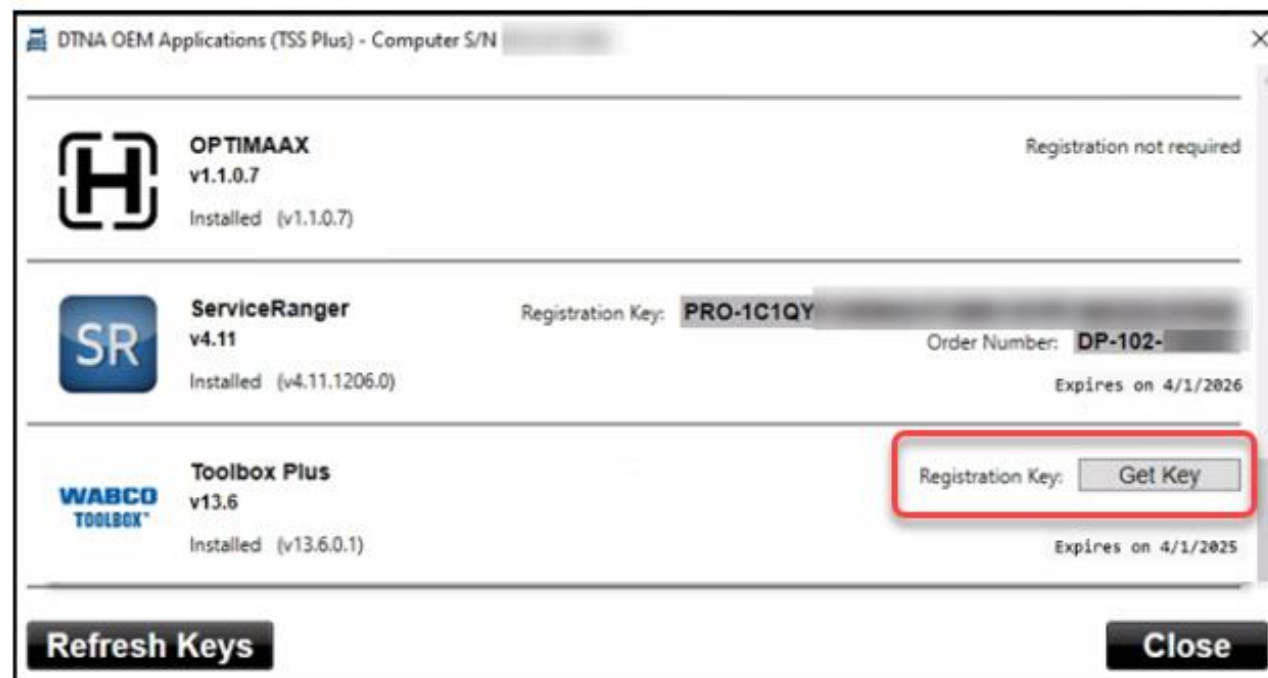
Keith Criswell / Venkateshwar Sinha

DAIMLER TRUCK
North America

WABCO Toolbox Plus License Renewal

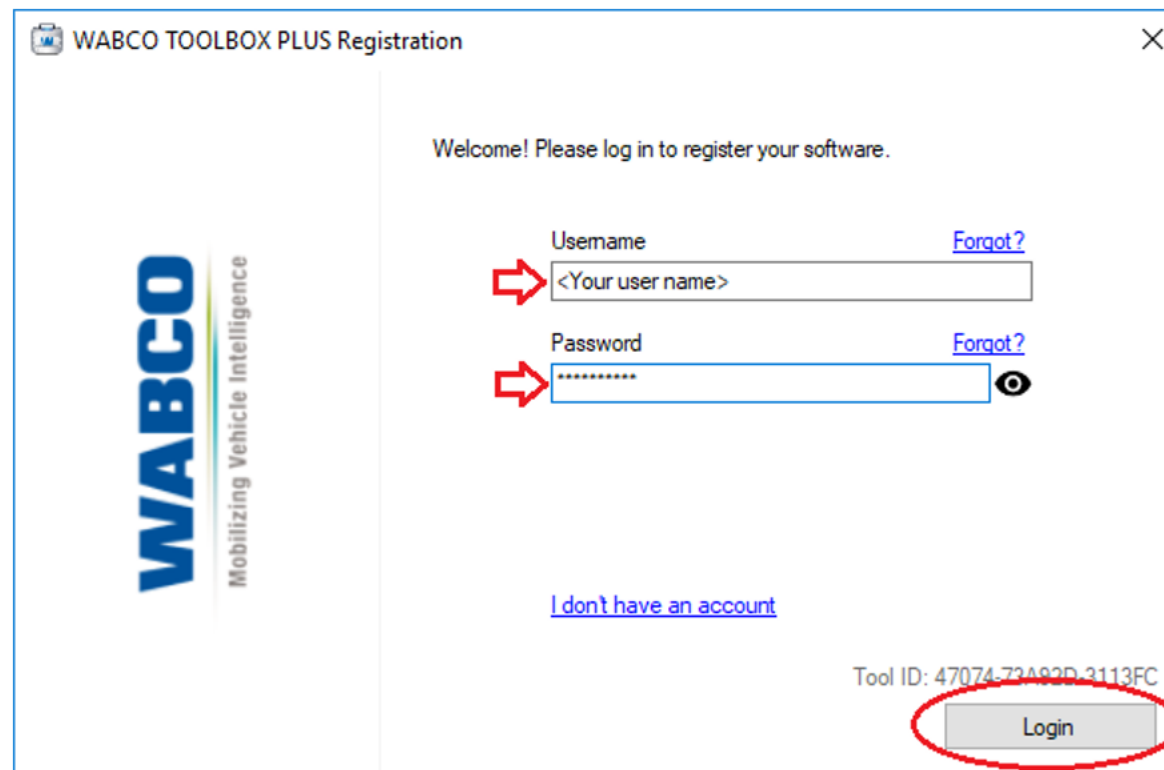
The existing licenses for WABCO Toolbox Plus will expire on April 1, 2025. New licenses will be added to the system by April 1, 2025.

1. From TSS, click Get Key.



WABCO Toolbox Plus Licensing Instructions

- Launch WABCO Toolbox Plus and enter your login credentials.
 - The login ID for Wabco is:
TSSProgramUser
- Click login.




WABCO TOOLBOX PLUS Registration

Welcome! Please log in to register your software.

Username [Forgot?](#)

Password [Forgot?](#)



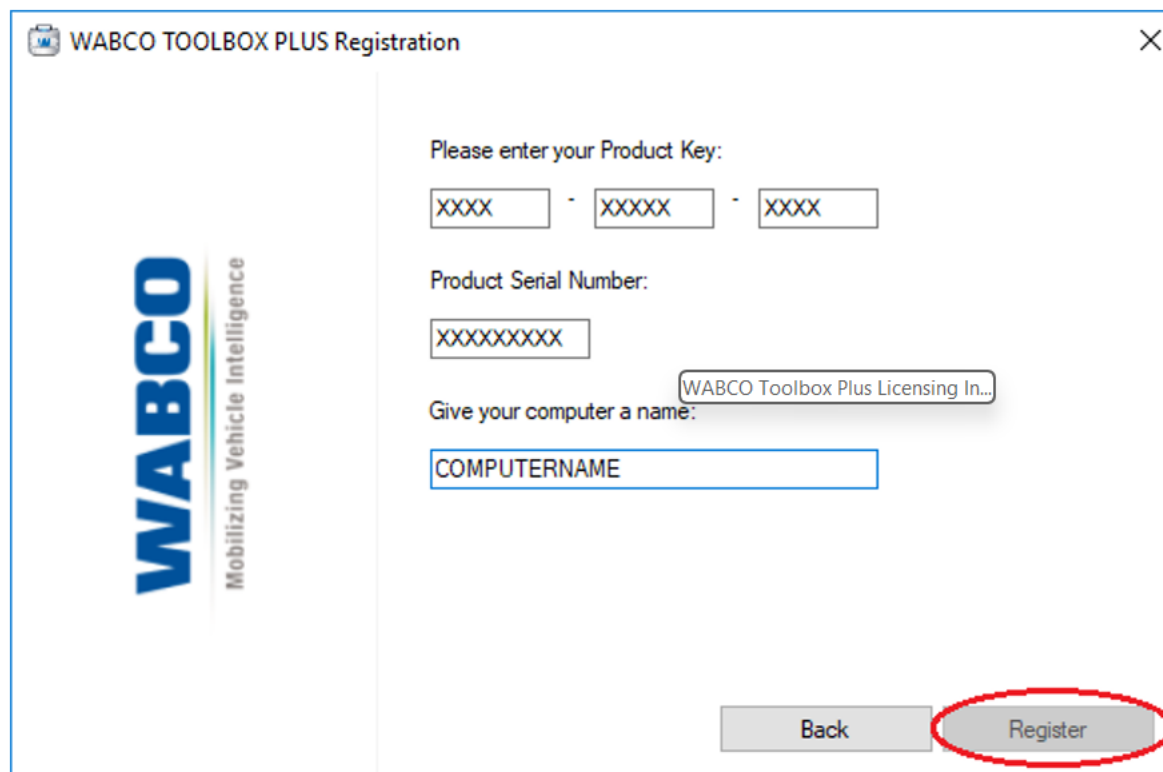
[I don't have an account](#)

Tool ID: 47074-72A92D-3113FC

Login

WABCO Toolbox Plus Licensing Instructions

- The product key and product serial number on the next screen should then be auto-populated. Enter a computer name if necessary and then click the Register button.
- If required, copy the product key and serial number from TSS and past into the registration menu.



The image shows a software registration window titled "WABCO TOOLBOX PLUS Registration". On the left is the WABCO logo with the tagline "Mobilizing Vehicle Intelligence". The right side contains the following fields and labels:

- "Please enter your Product Key:" followed by three input boxes containing "XXXX", "XXXXX", and "XXXX" separated by hyphens.
- "Product Serial Number:" followed by an input box containing "XXXXXXXXXX".
- "Give your computer a name:" followed by an input box containing "COMPUTERNAME".
- A tooltip "WABCO Toolbox Plus Licensing In..." is visible over the "Give your computer a name:" label.
- At the bottom right are two buttons: "Back" and "Register". The "Register" button is circled in red.

TSS Invoicing

3/26/2025

Hannah Kubiak

TSS Invoicing

We will be updating the annual DiagnosticLink/TSS renewal invoices based on YOUR feedback!

We were made aware that previous invoices did not provide enough information. This caused some delays for your dealer's accounting or finance group's ability to process an invoice.

- From your feedback, we aim to include:


- Tax amount breakdown**

**if tax is applicable to your rooftop location*

- PO number for subscription renewal**

**which reflects the ordering site*

- Any quick “need-to-know” notes**

Billing Document Number:		Invoice	Date:	Page: 1 / 1				
Shipping Location: Detroit Diesel Corporation 13400 Outer Drive West Detroit MI 48239 US		 Detroit Diesel Corp.		Sold To:				
Tel: 313-592-5000	Purchase Order Number: DiagnosticLink Annual Fees/TSS 2024	Sales Order Number: Sales Order Date: Incoterms:		Ship To:				
Fax:	TSS RENEWAL (SECONDARY)			Bill To:				
Remit To:								
Payments Terms:								
Currency:								
Item Number	Quantity	UoM	Material Number	Customer Material Number	Description/PO number	List Price/Unit	Extended Total	Tax
000010	1	EA	OU:80000085		Diagnostic Annual Subscriptions/DiagnosticLink Annual Fees/TSS 2024			
Summary								
							SUB-TOTAL : Invoice Total:	

Thank you