

How to assign a license to the device

Go to Devices in TSS 2.0

DAIMLER TRUCK
North America

TSS 2.0





Selected location
AXHD TAG Truck Center
4450 American Way, Memphis, TENNESSEE, 3811

Purchase Dashboard **Devices** App Center Analytics Reports

Filter Table

Sort By
Computer Name (Default)

Showing assigned devices

TAG5CD8166TK1 4e77859a-96fa-44d9-83ab-4e6080c1435d Nov 10, 2023 4:02 PM		TNTX5CD0040FXM 5cd0040fxm Mar 19, 2025 7:37 AM	
TNTX5CD9249JRV 5cd9249jrv Sep 19, 2024 5:32 AM		TNTX5CD145NJLS a2900b41-5bd0-41cc-852d-994356ca3176 Mar 19, 2025 7:18 AM	

Choose the device that you would like the software assigned to


Purchase Dashboard **Devices** App Center Analytics Reports Hi, Debbie Ford

Filter Table Sort By Computer Name (Default) Items per page: 20 1 - 20 of 73

Showing assigned devices

4e77859a-96fa-44d9-83ab-4e6080c1435d TAG5CD8166TK1 Nov 10, 2023 4:02 PM	5cd0040fxm TNTX5CD0040FXM Mar 19, 2025 7:37 AM	5cd338bpp3 TNTX5CD3388PP3 Mar 19, 2025 11:53 AM
5cd9249jrv TNTX5CD9249JRV Sep 19, 2024 5:32 AM	a2900b41-5bd0-41cc-852d-994356ca3176 TNTX5CD145NJLS Mar 19, 2025 7:18 AM	fa2e8a37-0fe9-4320-92a6-3252aebc62f1 TNTX5CD95295L6 Mar 19, 2025 6:08 AM
GUINEAPIG-JKTN mxl8151hdg Apr 17, 2024 4:35 PM	mxl8151hdg GUINEAPIG-JKTN Apr 17, 2024 4:35 PM	TNTX5CD0040FXB lsk1 Mar 30, 2025 8:27 AM

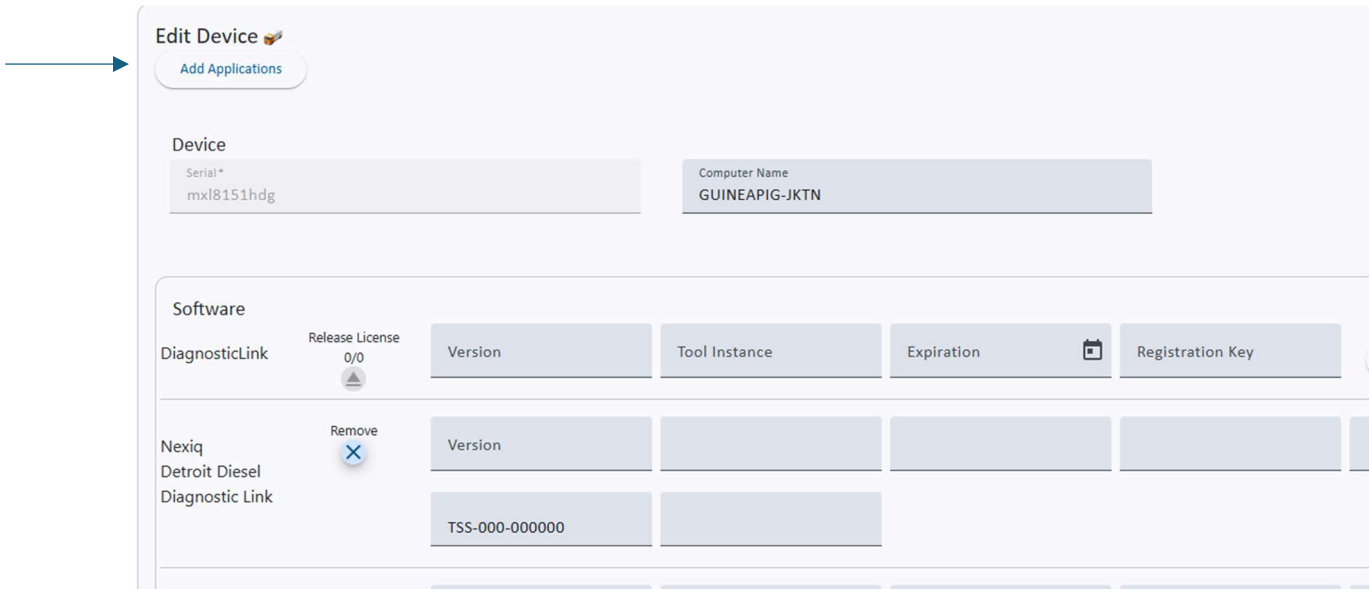
Click Edit Device

View Device 

[Edit Device](#) [Close](#)

Serial mxl8151hdg	Computer Name GUINEAPIG-JKTN
DiagnosticLink	
Detroit Diesel Diagnostic Link	
DDEC Reprogramming System	
Bendix ACom	
DDEC Reports	

Click add applications











The screenshot shows a web interface for editing a device. At the top left, there is a blue arrow pointing to a button labeled "Add Applications". The main area is titled "Edit Device" and contains several sections:

- Device Information:** Two input fields are visible: "Serial*" with the value "mxl8151hdg" and "Computer Name" with the value "GUINEAPIG-JKTN".
- Software Table:** A table with columns for "Version", "Tool Instance", "Expiration", and "Registration Key".
 - The first row is for "DiagnosticLink" with a "Release License" of "0/0" and an upward arrow icon.
 - The second row is for "Nexiq" with a "Remove" button (blue circle with an 'X') and a "Version" field.
 - The third row is for "Detroit Diesel Diagnostic Link" with a "TSS-000-000000" value in the "Version" field.

Click on the plus sign (+) to add applications to the selected device

Add Applications
Computer Name: GUINEAPIG-JKTN
Serial Number: mxl8151hdg

Filter Table Items per page: 20 1 - 3 of 3 < >



Logo	Part Number	Vendor	Application	Version	Purchasable	Available Licenses	Add
	NQ870013		Bendix ACom Pro	1.0.0.0	<input type="checkbox"/>	N/A	
	NQ859017		INSITE	8.8.0.101	<input checked="" type="checkbox"/>	18 	 
	NQ820023		Toolbox Plus	13.6.0.1	<input checked="" type="checkbox"/>	0	

[Cancel](#) [Finished](#)

Once the application is selected, click on the finish button

Add Applications
Computer Name: GUINEAPIG-JKTN
Serial Number: mxl8151hdg

Filter Table Items per page: 20 1 - 3 of 3 < >

Logo	Part Number	Vendor	Application	Version	Purchasable	Available Licenses	Add
	NQ870013		Bendix ACom Pro	1.0.0.0	<input type="checkbox"/>	N/A	
	NQ859017		INSITE	8.8.0.101	<input checked="" type="checkbox"/>	18 	
	NQ820023		Toolbox Plus	13.6.0.1	<input checked="" type="checkbox"/>	0	

[Cancel](#) [Finished](#)

IDSC Holdings LLC is the owner of the trademark NEXIQ Technologies registered in the United States and other countries, and also claims rights associated with its unregistered

The application is now seen on the selected device, click on the save button

Edit Device 🍌

[Add Applications](#)

Device

Serial * mxl8151hdg Computer Name GUINEAPIG-JKTN

Software

DiagnosticsLink	Release License 0/0	Version	Tool Instance	Expiration	Registration Key	Increment License Maximum Trans
Nexiq Detroit Diesel Diagnostic Link	Remove	Version				
		TSS-000-000000				
INSITE		Version 8.8.0.101	Tool Instance	Expiration	Basic Key insite	Functional Key 3
DDEC Reports	Remove	Version				
		TSS-000-000000				

DDEC Reprogramming System	Remove	Version				
		TSS-000-000000				
Nexiq 3endix ACom	Remove	Version				
		TSS-000-000000				
Nexiq OPTIMAAX	Remove	Version				
		TSS-000-000000				

[Cancel](#) [Save](#)

When you go to view the device, you can now see Cummins added to the device

The screenshot shows a 'View Device' window with a title bar and two buttons: 'Edit Device' and 'Close'. Below the buttons are several diagnostic links in a list format:

- Serial: mxl8151hdg
- Computer Name: GUINEAPIG-JKTN
- DiagnosticLink
- Detroit Diesel Diagnostic Link
- INSITE insite 3 (highlighted with a blue arrow)
- DDEC Reprogramming System
- Bendix ACom